

### Характеристики:

- Сверхширокий рабочий диапазон 0,5 - 6 ГГц
- Управление через драйвер TTL
- Высокая скорость переключения
- Низкие вносимые потери и высокая изоляция
- Возможны изменения по запросу
- Холодное переключение высокой мощности



### Применение:

- Беспроводные сети
- 5G сети
- Оборудование для тестирования и измерений
- Микроэлектроника и спутниковая связь
- Оптоволоконные сети

Parameters	Min.	Typ.	Max.	Min.	Typ.	Max.	Units
Frequency Range		0.5-3			3-6		GHz
Insertion Loss		1.1	1.3		1.3	1.5	dB
Insertion Loss Temperature Coefficient		0.003			0.003		dB/ ° C
Isolation	40	48		35	38		dB
Input VSWR		1.4	1.6		1.4	1.6	: 1
Output VSWR		1.4	1.6		1.4	1.6	: 1
RF Input Power			50			50	dBm
DC Power Dissipation		0.5			0.5		W
0.1dB Compression Point ( P0.1dB ) ( Pulsed )			50			50	dBm
IIP3		55			55		dBm
Switching Speed			400 Max.				ns
Weight			8.0 Max.				Ounces
Impedance			50				Ω
Bias Current ( +5V )			100 Max.				mA
Input / Output Connectors						N - Female	
Finish						Gold Plated	
Material						copper	
Sealing						Hermetically Sealed (Optional)	

## Отражающий коаксиальный переключатель SP2T 0,5 - 6 ГГц

### Absolute Maximum Ratings

Biasing	+5.5V
---------	-------

#### Notes:

- If the device operates in high power state, case temperature must be lower than 60°C.
- Cold Switching: Before changing any TTL signal(s), the RF input power must be blanked or the switch could be damaged.

### Ordering Information

Part No.	Description
LBW-SW06-PR05G6G-SP2T	SP2T 0.5-6GHz GaN Switch

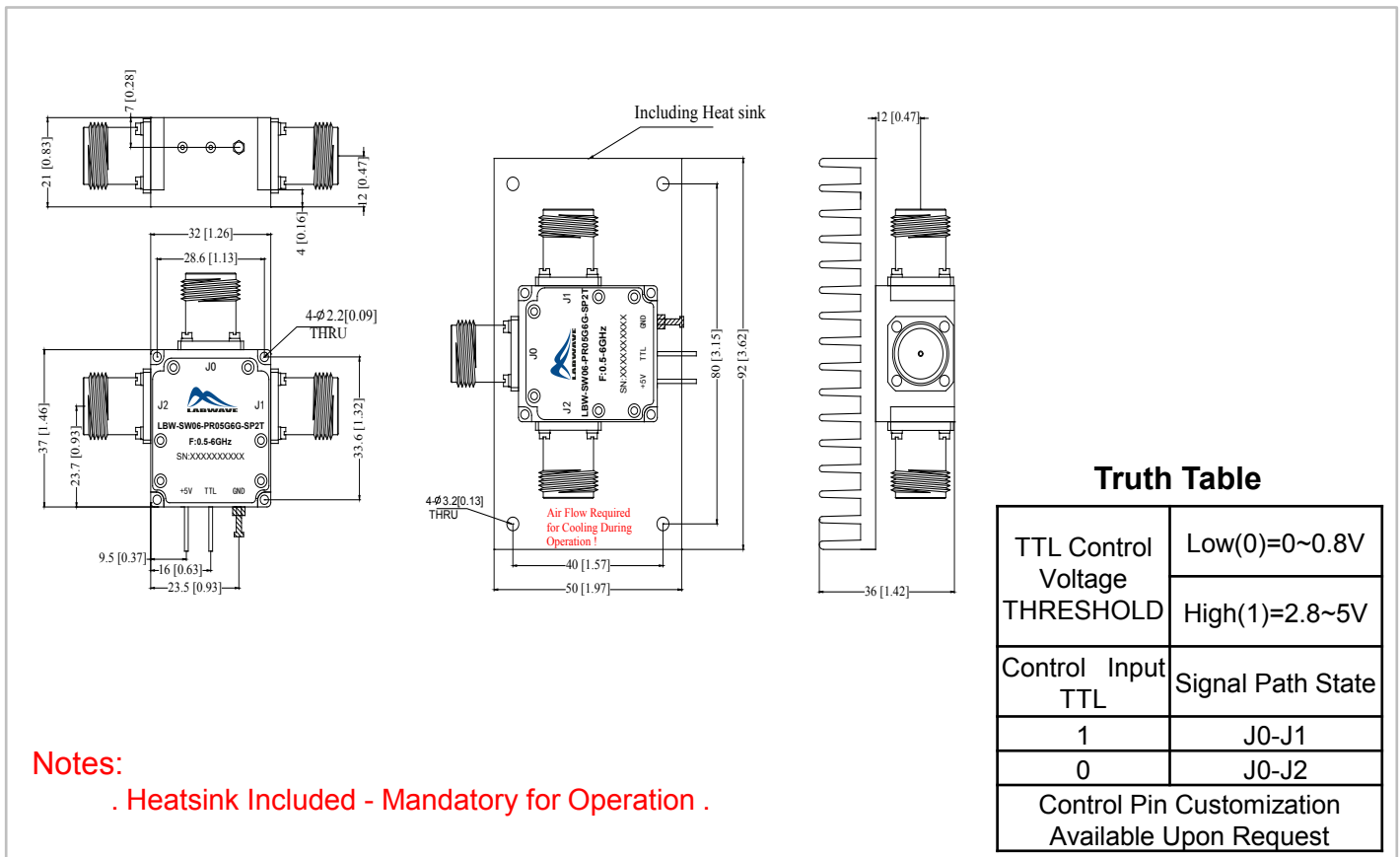
### Environmental Specifications

Operational Temperature	-40°C~+85°C
Storage Temperature	-50°C~+105°C
Altitude	30,000 ft. (Epoxy Sealed Controlled environment)
	60,000 ft. 1.0psi min (Hermetically Sealed Un-controlled environment) (Optional)
Vibration	25g RMS (15 degrees 2KHz) endurance, 1 hour per axis
Humidity	100% RH at 35°C, 95%RH at 40°C
Shock	20G for 11msec half sine wave, 3 axis both directions

### Outline Drawing:

All Dimensions in mm (inches)

Housing Tolerances  $\pm 0.2$  (0.008)



### Truth Table

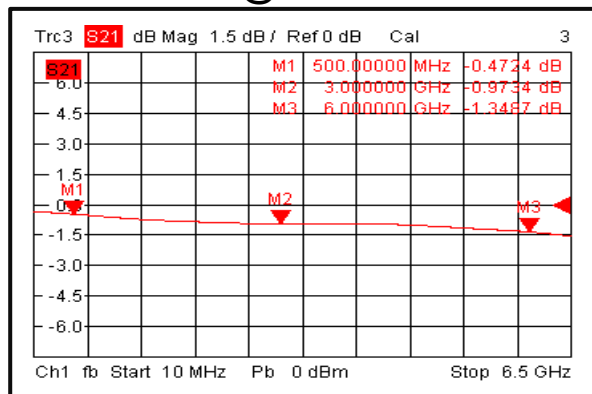
TTL Control Voltage THRESHOLD	Low(0)=0~0.8V
	High(1)=2.8~5V
Control Input TTL	Signal Path State
1	J0-J1
0	J0-J2
Control Pin Customization Available Upon Request	

#### Notes:

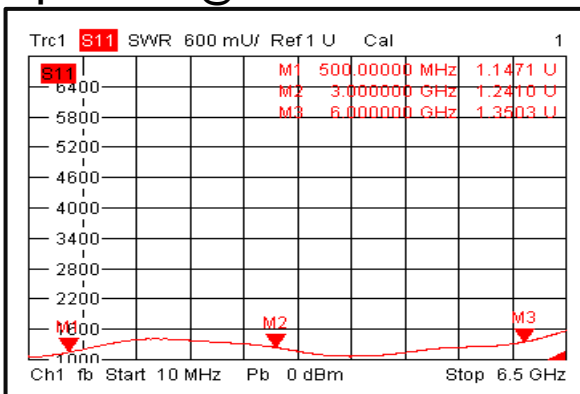
- Heatsink Included - Mandatory for Operation .

## Отражающий коаксиальный переключатель SP2T 0,5 - 6 ГГц

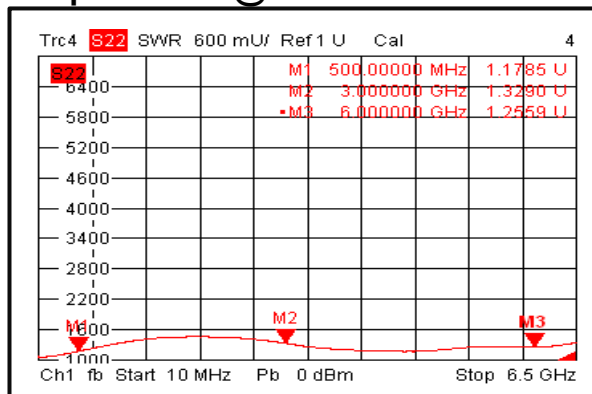
### Insertion Loss @+25°C



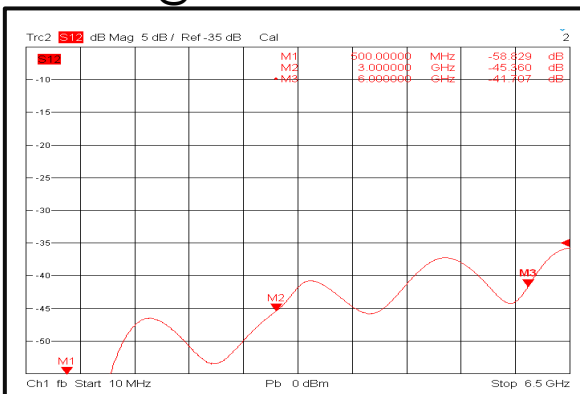
### Input VSWR @+25°C



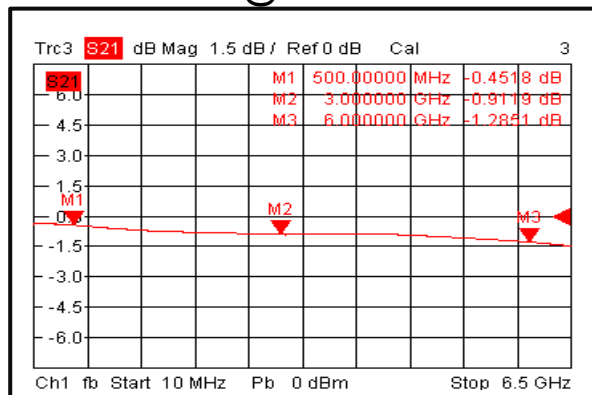
### Output VSWR @+25°C



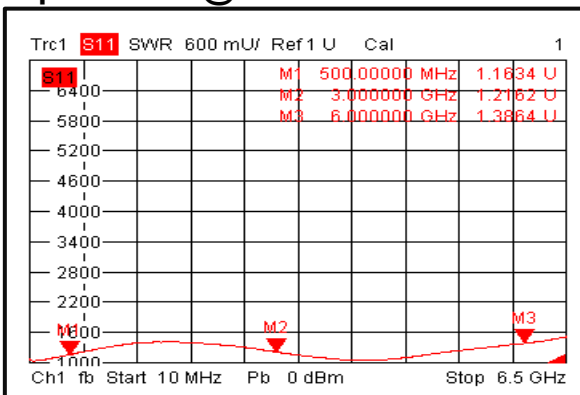
### Isolation @+25°C



### Insertion Loss @-40°C

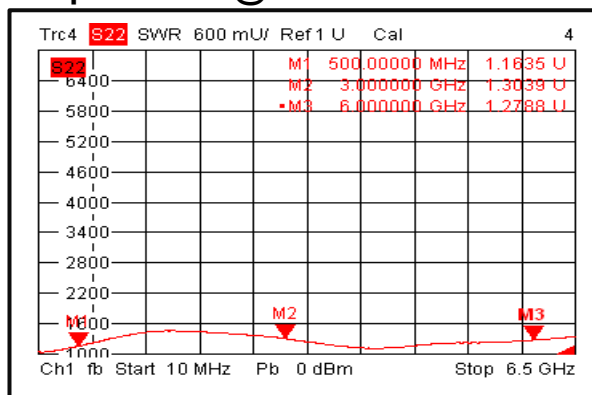


### Input VSWR @-40°C

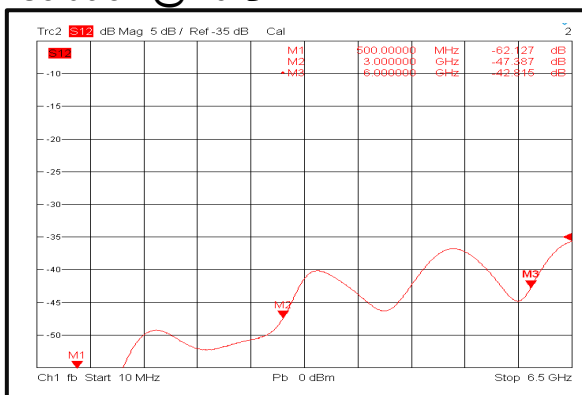


## Отражающий коаксиальный переключатель SP2T 0,5 - 6 ГГц

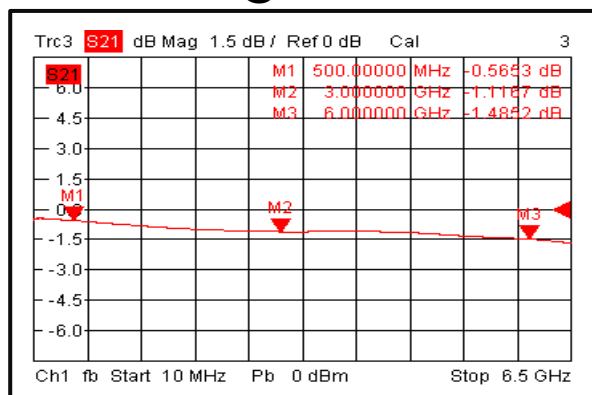
### Output VSWR @-40°C



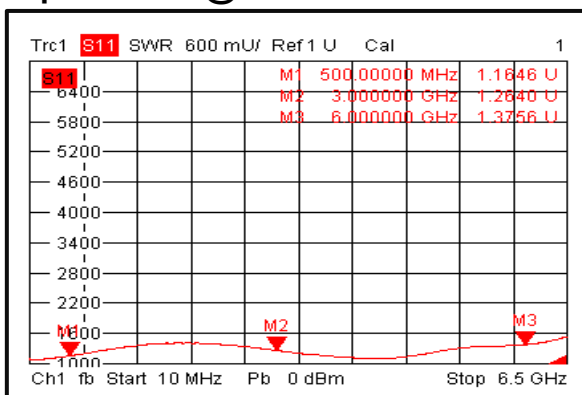
### Isolation @-40°C



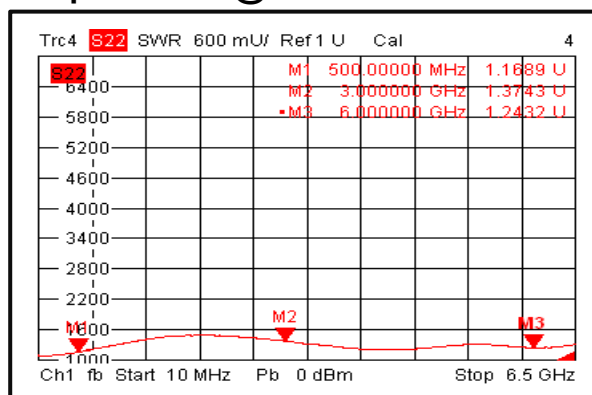
### Insertion Loss @+85°C



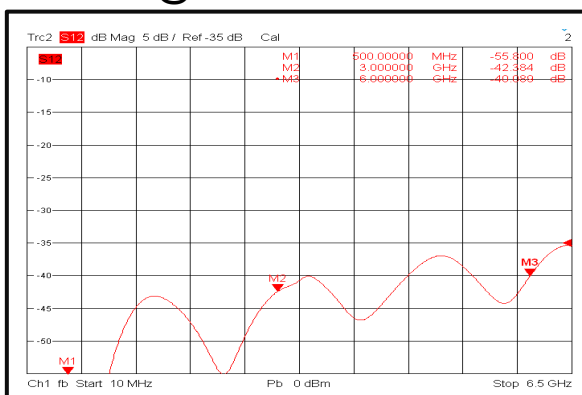
### Input VSWR @+85°C



### Output VSWR @+85°C

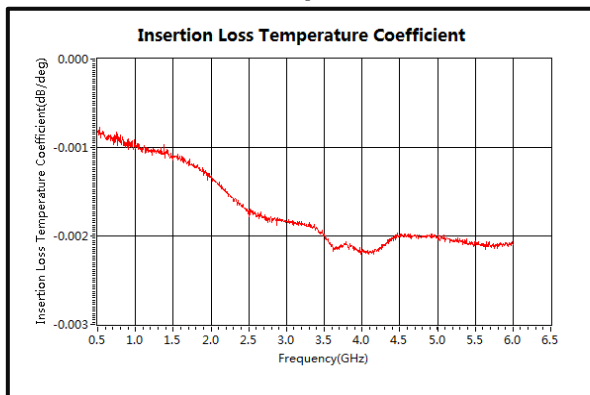


### Isolation @+85°C

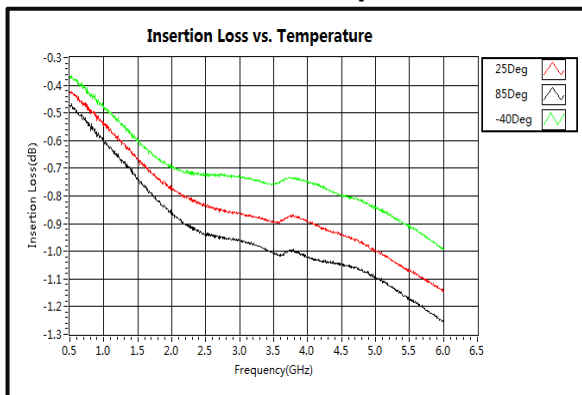


## Отражающий коаксиальный переключатель SP2T 0,5 - 6 ГГц

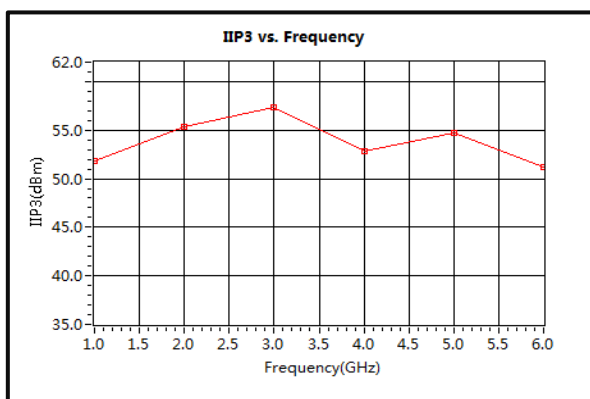
### Insertion Loss Temperature Coefficient



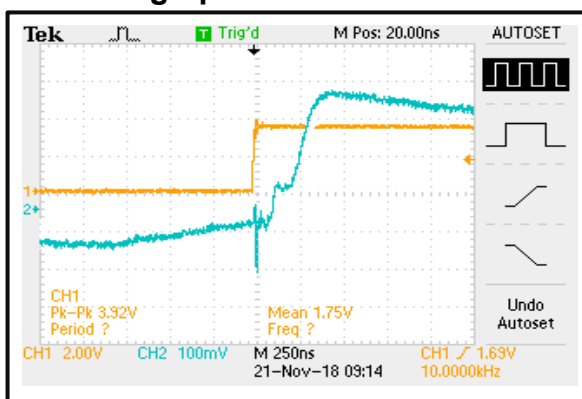
### Insertion Loss vs. Temperature



### IIP3



### Switching Speed



### Switching Speed

